


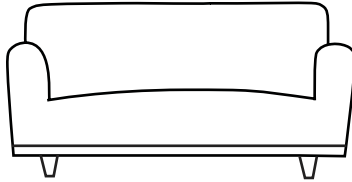
## Fabric to Leather Conversion Chart

This chart is intended as a helpful tool for estimating leather square footage.  
 Please keep in mind that these are estimates; verify each application with your installer.

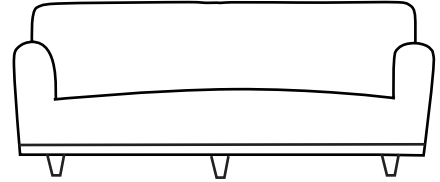
Based on a hide size of 50-55 square feet, 18 s.f. of leather = 1 linear yard of 54" wide fabric



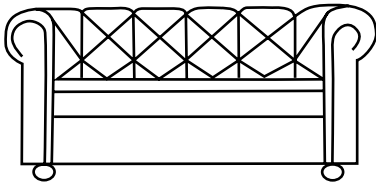
**Lounge Chair, Tight Seat & Back**  
 (8 yrds. / 144 s.f.)




**Loveseat, Tight Seat & Back**  
 (12 yrds. / 216 s.f.)



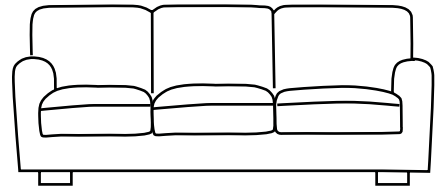
**Sofa, Tight Seat & Back**  
 (15 yrds. / 270 s.f.)




**Tufted Loveseat, 72"**  
 (13 yrds. / 234 s.f.)




**Lounge Chair (Loose Seat & Back)**  
 (9 yrds. / 162 s.f.)



**Sofa (Loose Seat & Back)**  
 (18 yrds. / 324 s.f.)



**Wing Chair**  
 (8 yrds. / 144 s.f.)



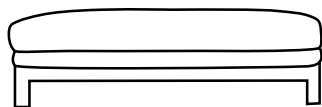
**Bergere**  
 (3 yrds. / 54 s.f.)



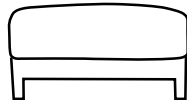
**Arm Chair**  
 (2 yrds. / 36 s.f.)



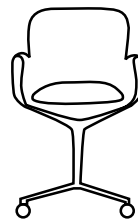
**Bar Stool**  
 (2 yrds. / 36 s.f.)




**Bench, 60"**  
 (2 yrds. / 36 s.f.)



**Ottoman, 36" x 36"**  
 (5 yrds. / 90 s.f.)



**Desk Chair**  
 (3 yrds. / 54 s.f.)



**High Back Exec. Chair**  
 (5 yrds. / 90 s.f.)